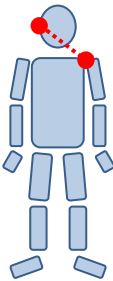
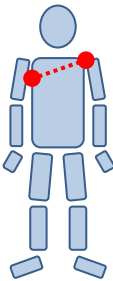
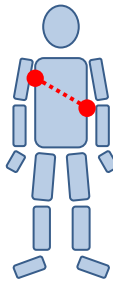
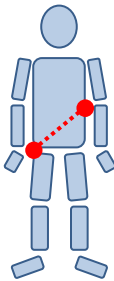
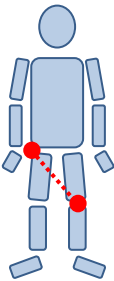

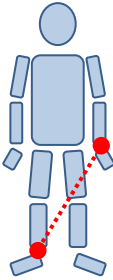
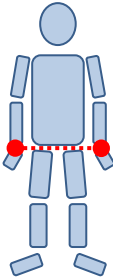
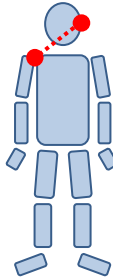
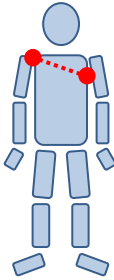
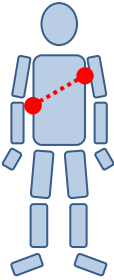
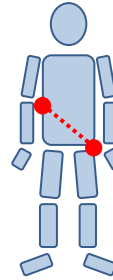
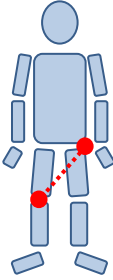
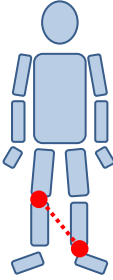
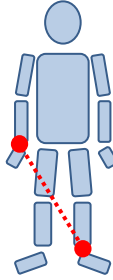
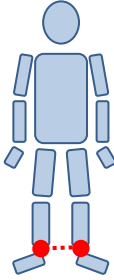


Ilahinur-Balance

<p>1</p>  <p><u>Linke Hand</u> Kiefergelenk links</p> <p><u>Rechte Hand</u> Schulter rechts</p>	<p>2</p>  <p><u>Linke Hand</u> Achsel / Lymph-Knoten links</p> <p><u>Rechte Hand</u> Schulter rechts</p>	<p>3</p>  <p><u>Linke Hand</u> Achsel / Lymph-Knoten links</p> <p><u>Rechte Hand</u> Milz</p>	<p>4</p>  <p><u>Linke Hand</u> Hüftgelenk links</p> <p><u>Rechte Hand</u> Milz</p>	<p>5</p>  <p><u>Linke Hand</u> Hüftgelenk links</p> <p><u>Rechte Hand</u> Kniegelenk rechts</p>	<p>6</p>  <p><u>Linke Hand</u> Fußgelenk links</p> <p><u>Rechte Hand</u> Kniegelenk rechts</p>
<p>7</p>  <p><u>Linke Hand</u> Fußgelenk links</p> <p><u>Rechte Hand</u> Handgelenk rechts</p>	<p>8</p>  <p><u>Linke Hand</u> Handgelenk links</p> <p><u>Rechte Hand</u> Handgelenk rechts</p>	<p>9</p>  <p><u>Linke Hand</u> Schulter links</p> <p><u>Rechte Hand</u> Kiefergelenk rechts</p>	<p>10</p>  <p><u>Linke Hand</u> Schulter links</p> <p><u>Rechte Hand</u> Achsel / Lymph-Knoten rechts</p>	<p>11</p>  <p><u>Linke Hand</u> Leber</p> <p><u>Rechte Hand</u> Achsel / Lymph-Knoten rechts</p>	<p>12</p>  <p><u>Linke Hand</u> Leber</p> <p><u>Rechte Hand</u> Hüftgelenk rechts</p>
<p>13</p>  <p><u>Linke Hand</u> Kniegelenk links</p> <p><u>Rechte Hand</u> Hüftgelenk rechts</p>	<p>14</p>  <p><u>Linke Hand</u> Kniegelenk links</p> <p><u>Rechte Hand</u> Fußgelenk rechts</p>	<p>15</p>  <p><u>Linke Hand</u> Handgelenk links</p> <p><u>Rechte Hand</u> Fußgelenk rechts</p>	<p>16</p>  <p><u>Linke Hand</u> Fußgelenk links</p> <p><u>Rechte Hand</u> Fußgelenk rechts</p>	<p>Piktogramme des Ilahinur-Empfängers aus der Sicht des Ilahinur-Gebers</p>	